

Paul Meets Jesus

Spring • Lesson 9

Who?

Paul, Paul's helpers, Ananias

What?


God showed His love to Paul by showing Paul that Jesus is God's Son and by sending Ananias to help Paul (Acts 9:1-20)

When & Where?

During the time when the believers were being persecuted for believing in Jesus, on the road from Jerusalem to Damascus

Why?

To help children discover that they can experience God's love every day



Teacher Challenge

Read Acts 9:1-20.

How can this story make a difference in your own life and in the lives of the children you teach?

Before Paul gave His life to Jesus, he persecuted and killed people who believed in Jesus. Why would Jesus want to use him? To God, Paul's past didn't matter. God's love covers a multitude of sins, and God specializes in transformation. The old Saul was gone. Paul was new. And He had a new purpose in life—a purpose he had been created to fulfill. But first he needed some help, so God provided him with Ananias.

Goals For each child

- 1 Tell how God showed love to Paul
- 2 Identify ways God shows love to him or her
- 3 Sing about God's love

- What in your past haunts you? How can you let God transform you?
- What do you recognize as your purpose in life? Who has God sent to help you?

No matter what is in your past, God's love covers it all. He wants to do a new thing in your life. And He will not leave you alone. He will be with you, and He will send others your way to help you grow and fulfill your purpose. You in turn will be sent by God to help others grow and fulfill their purpose. God has sent you to play a significant role in the lives of the young children you teach!

(Note: To reduce confusion for children, the name Paul [instead of Saul] is used throughout this lesson.)

Bible Verse
"God's love for us is great."
(See 1 John 3:1.)

1 Play to Learn 20 to 30 minutes

Teachers guide small groups of children in one or more activities

- ☐ **Art Center**
Create a Bible story mural and talk about God's love for us
Materials: Bible, large sheet of butcher paper, markers, glue, sand, spoons, yellow tissue-paper squares
- ☐ **Blocks Center**
Build a story scene and use toy people to show story action
Materials: Bible, masking tape, blocks, toy people
- ☐ **Dramatic Play Center**
Sing songs around a pretend campfire to thank God for His love
Materials: Bible, blocks, flashlights, several blankets or sleeping bags
- ☐ **Game Center**
Roll a ball through a tunnel and tell ways God shows His love to us
Materials: Bible, cardboard box, craft knife, small ball

2 Listen to Learn 10 to 15 minutes

One teacher leads this large-group time to guide children in hearing and understanding the Bible story and Bible verse

- ☐ **Come Together**
Materials: Construction paper, scissors, marker
- ☐ **Bible Verse**
Materials: Bible, Bible Verse Poster 3 from *Visual Resources*
- ☒ **Prayer**
Materials: None
- ☐ **Song**
Materials: *Preschool Music #1* CD and player
- ☐ **Puppet Time**
Materials: Buddy puppet
- ☒ **Bible Story**
Materials: Bible, Figures 41-45 from *Visual Resources*, flashlight, flannel board

3 Talk to Learn 15 minutes

Teachers guide small groups of children to complete *TalkTime* activity page and other activities as time allows

- ☒ **TalkTime Activity Page**
Materials: Bible, Lesson 9 *TalkTime* activity page and sticker page for yourself and each child, crayons or markers
- ☐ **Bible Verse Game**
Materials: Bible, large index cards, marker




- On *Preschool Music #1* CD, play "Come On In!" (track 1) as children arrive and "Are You Ready?" (track 15) during cleanup time

Art Center

Collect

Bible, large sheet of butcher paper, markers, glue, sand, spoons, yellow tissue-paper squares.



Prepare

On butcher paper, draw a simple scene showing the road where Paul met Jesus.

Do

Invite children to choose a part of the scene to fill in. Children working on the road spread glue along the road and then sprinkle sand onto the glue. Children working on the bright light glue tissue-paper squares to make the flash of light. Children also use markers to add grass, trees, etc. to the scene.

Teaching Tip

Make cleanup easy by spreading a sheet under the table to catch any sand that spills.

Blocks Center

Collect

Bible, masking tape, blocks, toy people.

Prepare

Use masking tape to outline a curvy road on the floor.

Do

Children outline road with blocks and build houses at either end to make the cities of Jerusalem and Damascus. Children use toy people to act out Paul's journey.



Teaching Tip

Remove masking tape immediately after use.

Talk About

• **Today in our Bible story, a man named Paul was traveling on a road. Suddenly, Paul saw a bright light and heard the voice of Jesus. Then Paul believed that Jesus is God's Son. Paul knew God loved him.**

- **We can know that God loves us, too.** Open your Bible to 1 John 3:1. **The Bible says, "God's love for us is great." God shows His love for us in many ways.**
- **One way God shows love to us is by giving us good food to eat. Nathan, what kind of fruit do you like to eat? Because God loves us, He makes strawberries grow.**

Kindergarten Challenge

Children draw people walking on the road.

Kindergarten Challenge

Invite children to use only triangular blocks to outline the road and rectangular blocks to build houses.

Dramatic Play Center

Collect

Bible, blocks, flashlights, several blankets or sleeping bags.

Do

Darken the room if possible, leaving just enough light to be able to see. Children build a pretend campfire by turning on flashlights and stacking blocks over them. Children sit around the campfire and sing songs about Jesus' love.



Teaching Tip

Play songs from *Preschool Music #1* CD if you need help thinking of songs to sing around the campfire.

Game Center

Collect

Bible, cardboard box, craft knife, small ball.

Prepare

On either side of a cardboard box, cut two arches large enough for ball to roll through.

Do

Children take turns naming ways God shows love to them and then rolling ball through tunnel.

Teaching Tips

1. If you have a large class, make more than one tunnel and bring additional balls.



2. If a child throws the ball, say, **Megan, to play this game, we need to roll the ball. We throw balls when we're outside.** If Megan continues to throw the ball, say, **Until you can remember to roll the ball, you'll need to stand by me. Let me know when you can remember.**

Talk About

- Show your Bible open to 1 John 3:1. **The Bible says, "God's love for us is great." One way God shows love to us is by giving us people who care for us. Who takes care of you?**
- **Even though we can't see God, we know that He is with us and loves us. Abby, where do you like to go? God loves you when you are at your grandma's house.**
- **How does God help us have good food to eat?** (God made fruit trees and sends rain and sunshine to help the trees grow.) **God gives us good food because He loves us.**
 - **Let's thank God for His love.** Lead children in a brief prayer of thanks.

Kindergarten Challenge

Children take turns dictating sentences to write a story about camping and seeing things to thank God for. Print sentences on a large sheet of paper and read them aloud to children.

Kindergarten Challenge

Provide yarn. For each child's turn, he or she places yarn on floor several feet from the tunnel. Child stands behind yarn line to roll ball.

Listen to Learn

Large-Group Time

Spring • Lesson 9

Collect

Bible, Bible Verse Poster 3 and Figures 41-45 from *Visual Resources*, *Preschool Music #1* CD and player, Buddy puppet, construction paper, scissors, marker, flashlight, flannel board; optional—*God's Story for Me* Bible storybook.

Prepare

Draw a large circle on construction paper. Cut it into wedges, making at least one wedge for each child.

Come Together

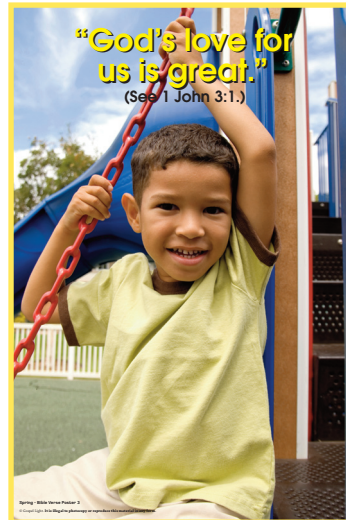
Begin this activity as first children come to the area. As each child arrives, print his or her name on a separate wedge. Give each child one or more wedges. One at a time, children place wedges together to form a circle on the floor. Identify each child's name printed on a wedge. **These are the names of people God loves.** Repeat activity as time and interest permit, adding names of children as they join the group.

Bible Verse

Show Bible Verse Poster 3 and open Bible to 1 John 3:1. **The Bible says, "God's love for us is great."** Repeat Bible verse, leading children to clap when they say the word "love." Repeat Bible verse several times, clapping on a different word each time.

Kindergarten Challenge

Invite children to say the verse individually, substituting the name of a child in the room for the word "us."



Prayer

I am so glad that God loves me and you! Lead children in prayer. **Dear God, thank You for loving us. We love You, too. In Jesus' name, amen.**

Song

This song tells us that God loves us all the time, even when we might feel sad or afraid. Play "In a Very Big Way" (track 10 on CD) several times, inviting children to sing along with you.



Puppet Time

Use Buddy puppet to perform the puppet script on the last page of this lesson.

Bible Story

Use flashlight and Figures 41-45 to help tell the Bible story on the back of this page.

Listen to Learn

Paul Meets Jesus
Acts 9:1-20

Spring • Lesson 9

Introduction

Turn on flashlight. **What are some other things that make bright lights?** Volunteers answer. **Listen to hear what happened when a man in Bible times saw a very bright light.** (Hold Bible open to Acts 9 as you tell the story.)



Paul Is Angry

The Bible tells us that many people loved Jesus. But one man, whose name was Paul, did not love Jesus. Paul didn't want anyone to love Jesus! In fact, he hated the people who loved Jesus so much that he put them in jail!

Paul heard that in a city called Damascus, many people loved Jesus and were telling others about Him. Paul wanted to stop the people from talking about Jesus.

"If I find people in Damascus who love Jesus," said Paul, "I'll put them in jail, too!" So Paul and his helpers started on the long trip to Damascus.

Paul Meets Jesus

Finally, Paul and his helpers were getting near Damascus. Suddenly, there was a very bright light. Paul couldn't see! He was so surprised that he fell down!

Then he heard a voice ask, "Paul, why are you trying to hurt Me?"

Paul said, "Who are You, Lord?"

The voice answered, "I am Jesus, the One you are trying to hurt. Now get up and go into the city. You'll find out what to do there."

Paul got up from the ground. He was blind—he couldn't see anything! But he was ready to obey. Because he could not see, Paul's friends had to lead him into the city. For three days Paul did not eat or drink anything. He prayed.

Ananias Obeys Jesus

A man named Ananias lived in Damascus. He was one of the people there who loved Jesus very much. While Ananias was praying, Jesus said to him, "I want you to go and pray for a man. Paul is his name."

Ananias said, "But this man is hurting Your friends!"

Jesus said, "Yes. But I have chosen him to tell many people about Me. Now go to him."

Ananias may still have been a little afraid. After all, Paul had come to put people who loved Jesus in jail! But Ananias obeyed Jesus. Soon he found the place where Paul was. He went inside and gently touched Paul. Ananias said, "Brother Paul, Jesus sent me to help you." And suddenly Paul could see again! More than that, now Paul loved Jesus! Paul began to tell people all over the city that Jesus is God's Son!

Conclusion

God showed His love to Paul by helping Paul believe in Jesus and by sending Ananias to pray for Paul. God loves us, too. The Bible says,

"God's love for us is great." (Optional:

Review story by using pages 467-472 in *God's Story for Me* Bible storybook.)

Creative Bible Storytelling Idea

Wear a simple Bible-times costume, telling and acting out today's Bible story as though you are Paul. (Optional: Invite a guest to play the part of Paul.)

TalkTime Activity Page

Collect

Bible, Lesson 9 *TalkTime* activity page and sticker page for yourself and each child, crayons or markers.

Do

Distribute *TalkTime* activity pages and demonstrate how to complete the page. Distribute sticker pages and crayons or markers. As children complete their own page, talk about the items on the page.



Talk About

- Why was Paul going to Damascus?
- How did God show love to Paul? Who did God send to help Paul?
- The Bible says, "God's love for us is great." Every day we can see ways God shows His love to us.
- What does God give us to show His love for us?
- We can talk and sing about God's love for us. Thank God for His love.

Family FunTime Page

Show page 1 of *Family FunTime*, review the conversation suggestions, and give the papers to children to take home.

Bible Verse Game

Collect

Bible, large index cards, markers.

Do

The Bible says, "God's love for us is great." Let's play a game to find the names of some of the people God loves. Ask each child to tell you the first letter of his or her name. (Give help as needed.) Say each letter aloud as you print it on an index card. (Include a card for each teacher also.) Then mix up the cards

and place them in a facedown pile on the other side of the room. Each child takes a turn to hop to the pile, choose the card at the top of the pile, bring it back and show it to the group. Children whose names begin with that letter say their names aloud. Then lead group in saying the verse, substituting names for the word "us."



Music Fun

During transition times, invite children to sing along as they listen to "In a Very Big Way" (track 10), "Come On In!" (track 1) and/or "Wave Good-Bye" (track 14) on *Preschool Music #1* CD.

Puppet Script

Spring • Lesson 9

That's Great!

(Note: Play both parts, changing your voice for the puppet. Or you may have a helper play one of the parts.)

Leader: Hello, Buddy!

Buddy: *(Looks around excitedly.)* Hi, Teacher!

Leader: You seem very excited this morning. Is there something you are excited about?

Buddy: *(Jumps up and down.)* Yes! I am so excited—I can barely stand it!

Leader: Wow! Can you tell us what you are so excited about? I think the boys and girls would like to know. Would you? *(Pauses to allow children to respond.)*

Buddy: *(Nods head enthusiastically.)* I'm going to—are you ready for this news? *(Pauses for LEADER and children to respond.)* I'm going to be in a CONTEST!

Leader: *(Looks surprised.)* A contest! What kind of contest is it?

Buddy: It's the Good Dog, Great Day contest!

Leader: *(Excitedly.)* Wow! *(Stops and then looks confused.)* But I've never heard of the Good Dog, Great Day contest. What is it?

Buddy: It's a contest my grandpa made up. We have it every year, but this is the first time I get to be in it. I was too little last year.

Leader: Oh. Who else is in the contest?

Buddy: My friend Scruffy, my cousin Trina, Trina's friend Leon, and Jake.

Leader: Good Dog is a good name for a contest with all of those dogs in it. They are all good dogs, just like you!

Buddy: Yep. But do you know what we have to do?

Leader: No. That's what I was going to ask you next! What do you do in this contest?

Buddy: We each have to make a list of five great things. We can ask our friends to help us with the list. Then Grandpa chooses the best list. And the winner gets to lead everybody else in howling!

Leader: Sounds like fun! So what do you have on your list so far?

Buddy: On my list? Oh, I was hoping you and the boys and girls could help me think of things.

Leader: Sure! Boys and girls, what are some great things that can go on Buddy's list? *(Pauses for children to respond with items such as toys, friends, family, pizza, etc.)*

Buddy: Ooh, these are great ideas! I can add "great ideas" to the list, too!

Leader: Hmm. There is a verse in the Bible that tells us something else that is great—and it might be the greatest thing ever! Boys and girls, do you remember what our Bible verse today is? *(Helps children repeat "God's love for us is great.")*

Buddy: Oh, oh! I'm going to put that at the very top of the list. That's a winner for sure!

